


Chapman University

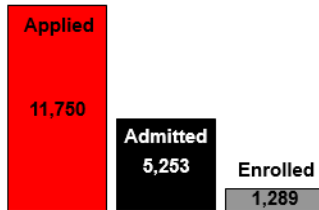
Orange, California 92866



Information Guide 2013 - 2014

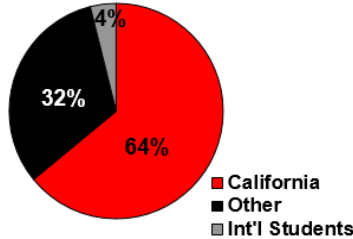
University Profile

Fall 2013 Freshman Class Characteristics

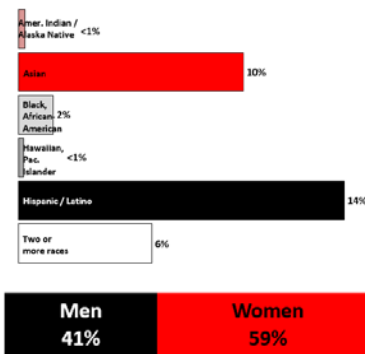


Average SAT/ACT _____ 1209/27
 75th percentile SAT/ACT _____ 1300/29

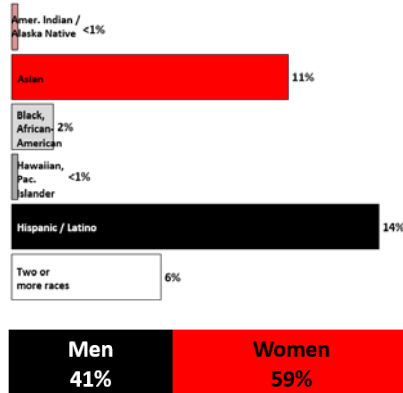
Geographic Origin



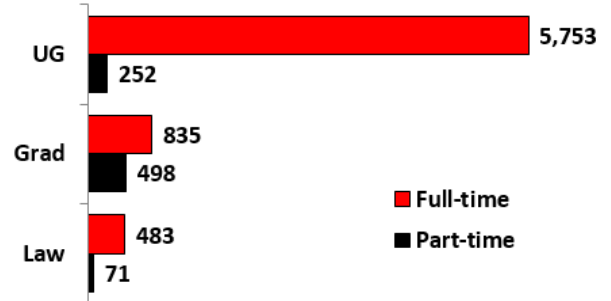
Diversity of Fall '13 Undergrads



Diversity of Entire Fall '13 Full-time Student Body



Fall 2013 Headcount Enrollment



First-time Freshmen Retained to 2nd Year
 Fall 2012 Full-time Cohort _____ 91%

Graduation Rates (2004 FT Frosh Cohort)

	4-Yr	6-Yr	8-Yr
Overall	50%	70%	72%
Men	43%	67%	69%
Women	55%	72%	73%
Nonresident Alien	26%	47%	47%
Latino/Hispanic	52%	77%	78%
Amer Ind/AK Ntv	56%	78%	78%
Asian	50%	66%	69%
Black/Afr Amer	48%	60%	60%
Ntv HI/Other PI	*	*	*
White	51%	70%	71%
Two or more races	*	*	*
Unknown	55%	75%	80%
Students Awarded Pell Grant	42%	63%	67%
Students Awarded Subsidized Federal Loan (but not Pell)	57%	75%	76%
Students Awarded Neither Pell Nor Federal Sub Loan	46%	67%	69%

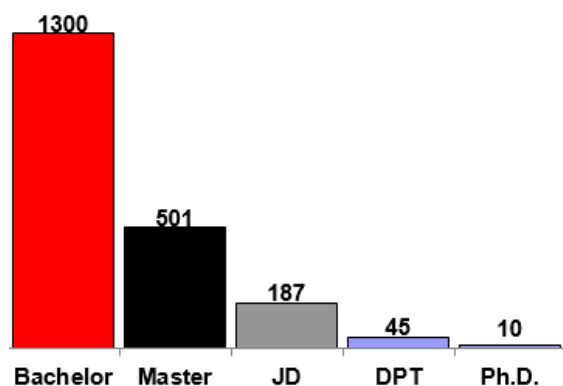
* Cell size is fewer than five students

Faculty Information

Student Faculty Ratio _____ 14:1
 Full-time Faculty _____ 392
 Part-time Faculty _____ 449

Recent Graduates

Degrees Awarded (Class of 2012-13)



Degrees in Key Areas (2012-13)

Business Administration (BS)	_____	230
Communication Studies (BA)	_____	123
English (BA, MA)	_____	49
Film Production (BFA, MFA)	_____	151
Law (JD, LL.M)	_____	250
Physical Therapy (DPT)	_____	45
Psychology (BA, MA)	_____	101

Characteristics of Degree Recipients

	<u>UG</u>	<u>Master</u>	<u>Doctoral</u>
Men	42%	43%	48%
Women	58%	57%	52%
Nonresident Alien	5%	12%	1%
Hispanic/Latino	12%	13%	5%
Amer Ind/AK Ntv	<1%	<1%	<1%
Asian	8%	10%	14%
Black/Afr Amer	2%	3%	<1%
Ntv HI/Other PI	<1%	1%	<1%
White	57%	52%	59%
Two or more races	2%	1%	2%
Unknown	13%	7%	18%

% of 2011-12 UG degree recipients pursuing post-graduate education within one year of graduation:

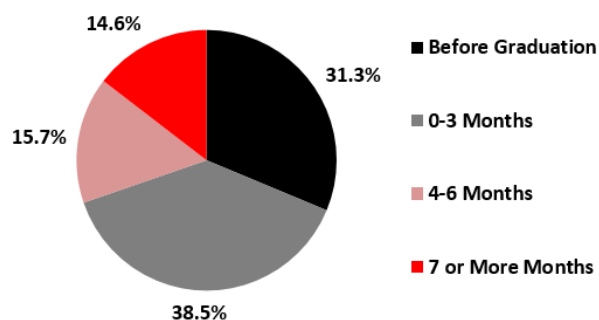
12.1%

Sampling of Institutions at Which They Were Found to be Enrolled:

Claremont Graduate University
 Harvard Graduate School of Education
 New York University
 Pepperdine University
 University of California (Hastings Coll. of Law)
 University of California (Irvine)
 University of California (Los Angeles)
 University of California (San Francisco)
 University of Southern California
 Vanderbilt University

Source: National Student Clearinghouse

Time Elapsed From Graduation to Acceptance of Full-time Employment (2011-12 Undergraduate Degree Recipients)



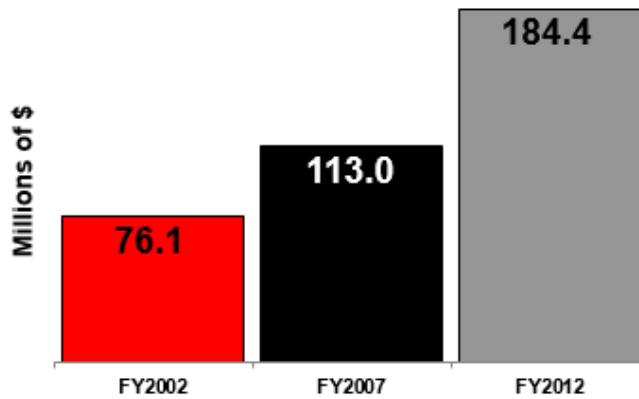
Sampling of Employers:

Arnowitz Creative Agency
 Atlantic Media
 Bank of America
 Deloitte & Touche LLP
 DGWB Advertising & Communications
 Funny or Die
 Haskell & White LLP
 HTV / Illuminate Hollywood
 Industrial Light and Magic
 J. Paul Getty Trust
 Johnson Capital
 NBC Universal
 Nordstrom
 Paramount Pictures
 PricewaterhouseCoopers
 The Orange County Register
 The Walt Disney Company

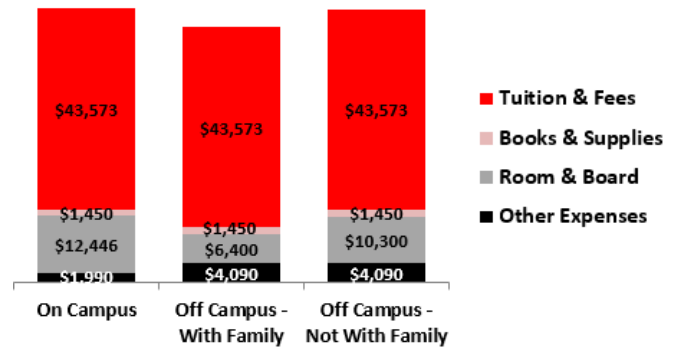
Source: 2011-12 Alumni Survey

Financial Information

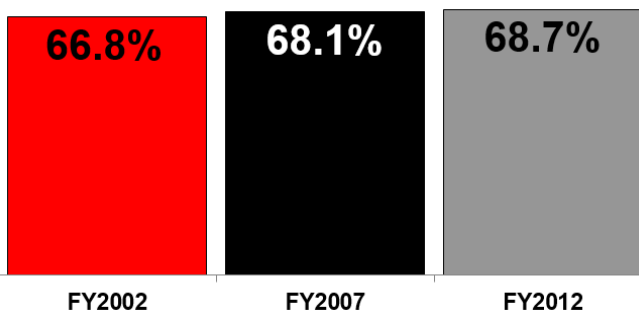
Educational Expenditures



Estimated Costs of Attendance (2013-14 Undergraduates)



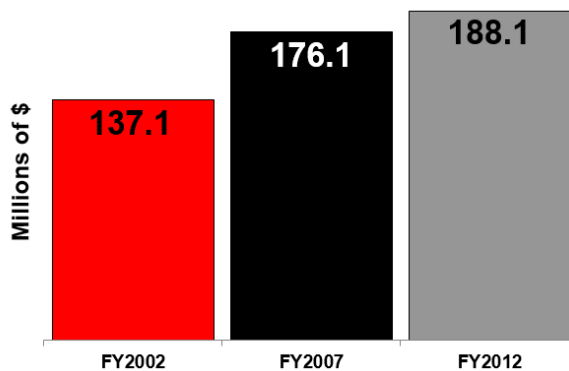
Instruction and Academic Support Expenses as Percent of Total Educational Expenses



Fall 2012 Full-Time First-Time Freshmen Awarded Financial Aid by Type:

Any Grant	81%
Federal Grants	19%
Pell Grants	18%
Other Fed Grants	6%
State/Local Grants	14%
Institutional Grants	81%
Any Loans	75%
Federal Loans	75%
Other Loans	5%
Average grant amount	\$24,091
Average loan amount	\$6,841

University Endowment (End of Fiscal Year)



Total Annual Grant Aid Awarded to all Undergraduate Students (2012-13):

\$99,048,246

Total Undergraduate Students Awarded Pell Grant (2012-13): 20%



About Chapman

Located in the city of Orange, Chapman is one of the oldest, most prestigious private universities in California and is the largest independent university in Orange County. Founded in 1861, Chapman University is recognized for its liberal arts core, distinguished faculty, innovative programs, and personalized attention to students. The mission of Chapman University is to provide a personalized education of distinction that leads to inquiring, ethical and productive lives as global citizens.